

SELFPWH Series Brief Introduce

Long Life

Lithium Iron Phosphate

Deep Cycle

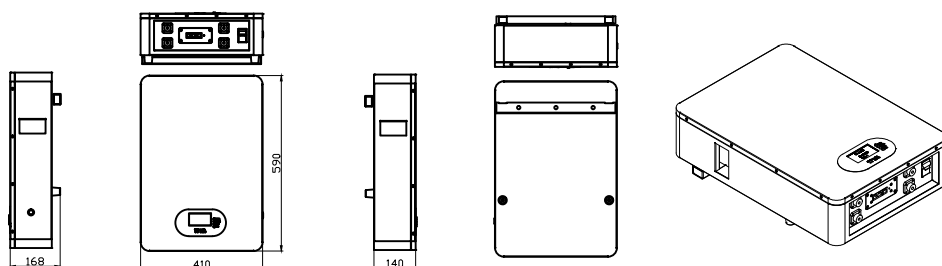
SELFPWH Series Wall Mounted ESS (energy storage system) is a LiFePO4 battery Pack ideal for new installation of household energy storage. It's stores energy for Solar Power System or Back up Power System. It ranges from 25.6V/48.0V/51.2V and is available in 50Ah to 320Ah capacities. It's rechargeable lithium-ion battery pack. It has a longer cycle life and higher energy density than traditional lead-acid batteries. The compact design allows for easy installation and space-saving. The battery is suitable for off-grid and on-grid solar PV systems, residential and commercial energy storage, and backup power supply. It's one of the best replacement for Tesla PowerWall.



Applications

- BTS Stations, Telecom System
- Internet data center(IDC)
- Solar Energy/Off-Grid System
- Access net work system
- UPS System, EPS System
- Terminal of FTTX
- Indoor distribution system

Dimensions & Weight



Length: 590±1mm | Width: 410±1mm | Height: 140±1mm | Weight: 43.0±0.1kgs

Technical Specifications

Electrical Characteristics	Nominal Voltage	51.2V
	Nominal Capacity	100Ah
	Energy	5120Wh
	BMS with internal cell balancing	YES
	Cycle Life	> 6000cycles 80%DOD
	Months Self Discharge	< 3%
	Efficiency of Charge	100%@0.2C
	Efficiency of Discharge	96~99%@0.5C
Standard Charge	Charge Voltage	57.6V ± 0.2
	Charge Mode	0.5C to 57.6V, then 57.6V, charge current to 0.02C(CC/CV)
	Charge Current	50A
	Max. Charge Current	100A
	Charge Cut-off Voltage	57.6V ± 0.2
Standard Discharge	Continuous Current	50A
	Max continuous discharge current	100A
	Discharge Cut-off Voltage	43.2V ± 0.1
Environmental	Charge Temperature	0 °C to 45 °C (32F to 113F) @60 ± 25% Relative Humidity
	Discharge Temperature	-20 °C to 60 °C (-4F to 140F) @60 ± 25% Relative Humidity
	Storage Temperature	0 °C to 40 °C (32F to 104F) @60 ± 25% Relative Humidity
	Water Dust Resistance	IP21/IP45(OPT)
Mechanical	Cell & Method	Prismatic Cell, 16S1P
	Case	Iron
	Dimensions (in./mm.)	613*410*140mm/24.14*16.15*5.51ins
	Weight (lbs./kg.)	Approx: 43kgs/94.79lbs
	Gravimetric specific energy	119.07WH/KG
	Protocol (optional)	ModBus/CAN/RS485/RS232(OPT)
	SOC (optional)	LCD
Bluetooth	YES	

Inverters Support Brands: GROWATT solis PYLONTECH MEGAREVO STUDEE Voltronic Power MUST美世乐 victron energy GOODWE

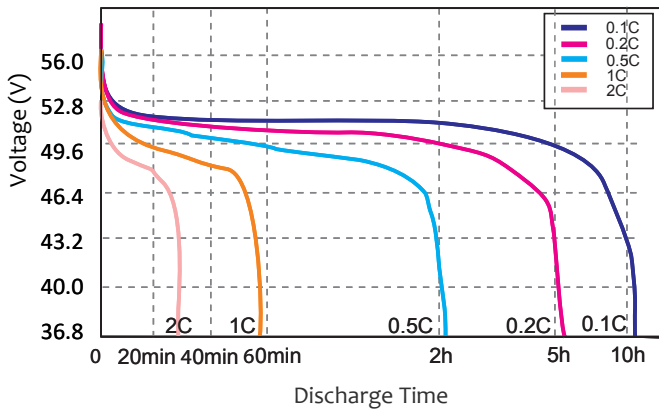
SACOLAR KSTAR 科士达 invt 英威腾 Schneider Electric Deye 德业 爱阳储能 I YANG SOFAR SCLAR LU POWERTEK FOX SMA SRNE

BMS Specifications

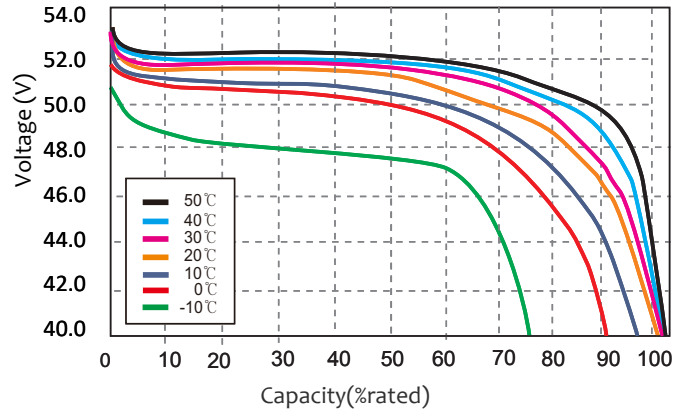
- Overcharge detection function
- Over discharge detection function
- Over current detection function
- Temperature protection
- Cell Voltage balance function
- Short detection function

Performance Characteristic (Data test from 16 Series Cell)

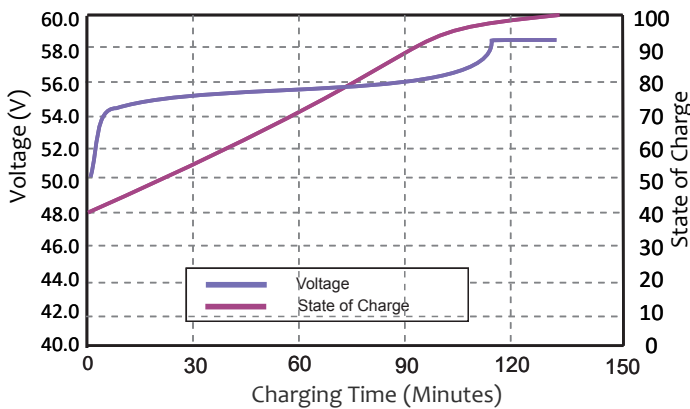
Different Rate Discharge Curve (25°C)



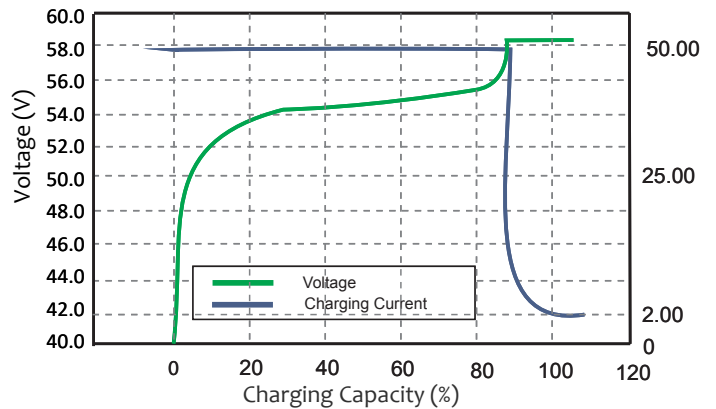
Different Temperature Discharge Curve At 0.5c



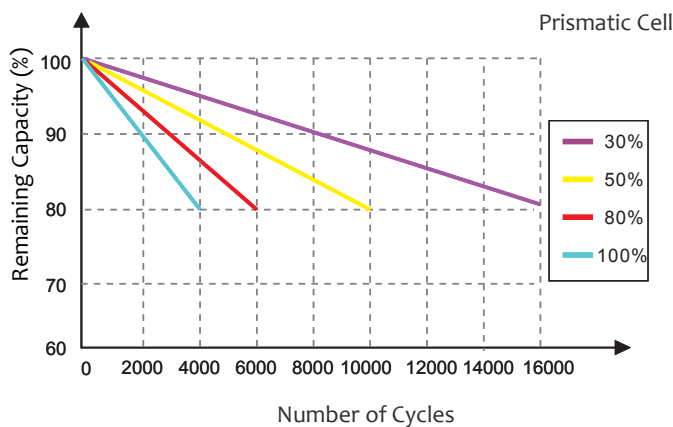
State Of Charge Curve At 0.5c (25°C)



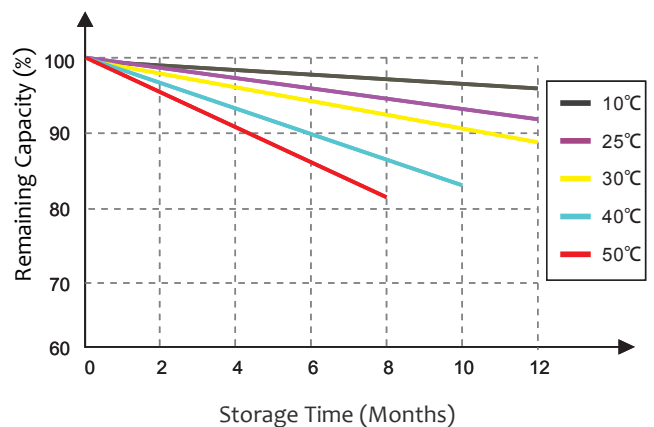
Charging Characteristics At 0.5c (25°C)



Cycle Life Curve At 1c According DoD



Self Discharge Characteristics Curve



Note: All above information shall be changed without prior notice, CSPower reserves the right to explain and update the latest information. Welcome inquiry us!
SAFETY WARNING : Use only within the allowed parameters. Do not short circuit or over-load the battery. Charge only using an approved charger designed specifically to charge this battery. Do not heat above maximum temperatures indicated. Never crush, mutilate, puncture or abuse the battery. Do not dismantle the pack or disable any of the protective devices or circuits. Do not use the battery if you suspect it may be faulty or damaged.